

Хасан жээнбаев атындагы мектеп-лицейи

АНГЛИС ТИЛ ЖУМАЛЫГЫ

« Англис тили-эл аралык баарлашуунун тили»

Максаты: Дүйнөлүк тилдердин ичинен азыркы убактагы англис тилинин ролу.

Балдарды англис тилин окууга кызыктыруу. ТСО жана интерактивдүү методдорду колдонуу менен сабактарды мыкты денгээлде өтүү.

МБ жетекчиси:

Турусбекова А.К

«Бекитемин»

Мектеп директору:

Сулайманов Ж.М

Х.Жээнбаев атындагы мектеп-лицейинин 2022-жылдын
14-19-февралына чейин “Англис тили –Эл аралык
баарлашуунун тили” аттуу жумалыгына карата иш чаралар.

No	Theme of the lesson	Time	Date	Grade	Teacher s name
1	Opening ceremony of the English week. Exhibition of posters	9.00	14.02		All English teachers
2	Space. Earth.Human	12.20	15.02	8 g	Kerimalieva G
3	Days of the week	9.15	16.02	4d	Baisynova A
4	Rooms	15.35	16.02	5a	Busurmankulova A
5	Weather forecast	14.05	16.02	6d	Dzhantaeva A
6	Price of success	9.15	17.02	7g	Namatalieva A
7	American – English song contest	12.00	18.02		All English teachers

DONE BY: Kerimalieva G.T

Demo lesson

Theme: Space, Earth, Human.

Grade: 8 g

Done by: Kerimalieva G. T.

Date: 15.02.22

Lesson Plan		Date
Basic competence 1. Information competence 2. Social communicative competence 3. Self-organization and problem solving	Subject competence 1. Linguistic competence 2. Speech competence 3. Social-communicative	Assessment 1. Formation Peer assessment Self assessment 2. Summative Self assessment
Title of the lesson: "SPACE ,EARTH,HUMAN." Grammar: Superlative degree of adjectives		Type of the lesson Getting new information Method and forms PPP,CCQ, open class
Material needed: computer, Internet ,projector ,flashcards ,pictures ,cards.		
Objectives SWBAT - identify more about Solar System and planets . - to develop language skills. - activate the background knowledge, using of superlative degree of adjectives.		
Procedures:		
competences	Teacher's activity	Student's activity
	Org.moment- greeting. Good morning children! How are you today? Let's start our lesson. 1.Warm-up The game "The wonders of the field" SOLAR SYSTEM	Students greet teacher! And they answer to the questions. Guess the words.
	2.Presentation What do you know about solar system? What is it? Have you any idea? Let's watch the video. Let's answer the questions. 1. How many planets are there in the Solar System? (8) 2. What is the smallest planet in the SS? Mercury 3. What is the biggest planet in the SS? Jupiter 4. Which planet is made of gas? Neptune 5. Which is the coldest and cloudy planet? Uranus 6. Which planet has the ring? Saturn 7. Which planet has red colour? Mars 8. Which planet closest to the sun? Mercury	Students watch the video and try to understand. Students try to answer the questions.

	<p>9. What planet is the hottest in the SS? Venus</p>																
	<p>3. Practice Let's put them in order, the first, the second... the eighth.</p>	<p>Students try to put them in order.</p>															
	<p>4. Production Let's watch the video again.</p> <p>Let's remember the degrees of adjectives.</p> <p>How many degrees of adjectives?</p> <table> <tr> <td>Hot</td> <td>hotter</td> <td>the hottest</td> </tr> <tr> <td>Far</td> <td>farther</td> <td>the farthest</td> </tr> <tr> <td>Good</td> <td>better</td> <td>the best</td> </tr> <tr> <td>Bad</td> <td>worse</td> <td>the worst</td> </tr> <tr> <td>Little</td> <td>less</td> <td>the least</td> </tr> </table>	Hot	hotter	the hottest	Far	farther	the farthest	Good	better	the best	Bad	worse	the worst	Little	less	the least	<p>Students try to understand the video.</p> <p>Students write down.</p>
Hot	hotter	the hottest															
Far	farther	the farthest															
Good	better	the best															
Bad	worse	the worst															
Little	less	the least															
	<p>5. Homework</p> <p>To make up eight sentences with the names of planets using the superlative degree of adjectives.</p>																
	<p>6. Marking</p>																



Demo lesson «Rooms»

Busurmankulova A.T.



Form: 5

Theme: My room

Aim:

1. Educational: to continue the development of speaking and reading skills and understanding English speech.
2. Practical: to control speaking skills of the theme: "My room"
3. Developing: to continue the development of logic thinking, memory, independence, to improve the experience of speaking skills, to develop the intellect and cognitive capacities.

The methods of teaching:

1. Practical
2. Reproductive
3. Visual

Types of teaching:

1. Work at lexica
2. Work at the dialogues
3. Work at grammar
4. Work at pronunciation
5. Answer - question work

Visual aids:

interactive blackboard, a picture

Plan of the lesson:

I. Greeting

II. Organization moment

I' m glad to see you again. There is the bell and we can begin our lesson. I will be a very interesting lesson. Be attentive, please! Now tell me, please.

- Who is on duty today?
- Who is absent today?
- What date is it today?

grade: 5 a

Today is the 2nd of March.

- What season is it now?

- It is spring now.

- What month is it now?

- It is March.

- What day is it today?

- It is Friday

III. Introducing yourself

IV. Warm - up

The game "Jairmpy"

A

A N

A B T

A S I A

A P P I E

A U T U M N

A L R E A D Y

A L P H A B E T

A F T E R N O O N

A M B A S S A D O R

V. New lesson.

Look at the picture.

My room

This is my room. It is nice and clean. It's yellow. I love yellow. There is a small bed, a table and a chair. There is a computer on the table. There are a lot of pictures on the wall. There is a carpet on the floor. There aren't books on the table. There isn't a clock in the room.

VI. Complete the chart

There is | are There isn't | There aren't

There is a small bed There isn't a clock.

There is a table and a chair. There aren't books.

There is a computer.

There is a carpet.

There are a lot of pictures.

VII. New words.

a pillow – жастық

a mirror – айна

a window – терезе

a desk – парта

VIII. "Some" \ "any" – дің жасалуы.

Болымды түрі:

There are some books.

Болымсыз түрі:

There aren't any flowers.

Сұрақ:

Are there any books?

Example:

- Are there any pictures on the walls?

- Yes, there are some pictures on the walls.

- Are there any chairs in the room?

- No, there aren't any chairs in the room.

Ex: 2. Read.

Ex: 3. Talk to your friend.

IX. The game "Count down"

A p l o t b l w e d n r m

Bed

Pillow

Window

Room

Mirror

Table

X. Conclusion "My room"

XI. Homework:

Ex: 7

XII. Marks for pupils.







Demo lesson «Weather forecast»

Dzhantaeva.A.K.

Theme of the lesson: "How is the weather like in...?"

The aim of the lesson:

- to enrich the pupils' vocabulary notes on the theme "Weather";
- to develop the pupils' speaking and writing skills;
- to teach them to love their country and its nature.

The type of lesson: combined

The visual aids of the lesson: presentation on POWER POINT, slides, pictures

The procedure of the lesson:

1. Opr. Monexer.

- Good morning, pupils! I'm glad to see you again! Today we have guests, let's greet our guests and say Hello! Ok, sit down, please.
- Who is on duty today?
- Who is absent today?
- What is the date today?

2 psychological treatments.

Pupils try to say each other compliments f. e. you are so good.

3. Checkup home task.

At first let's check up your home task/ you were given to draw the map of Kazakhstan and say where the cities of Kazakhstan situated using the directions South, North, West, East

Before to start checking home task you must guess the theme of our lesson I'll give you puzzles you must collect and guess the theme of our lesson.

Yes you are right my dear friends, today we are going to speak about different seasons and weather. I hope you'll work well.

4 Warming - up activities.

T: Look through the window!

- What is the season now?
- It's spring.
- What seasons do you know in the year?
- There are winter, spring, autumn, and summer.
- Do you like spring?
- Yes, I like spring. -

What season do you like?

5. Vocabulary target. Read and repeat!

Cloud - o6nako

Sun – солнце

Rain – дождь

Snow – снег

Fog – туман

Wind – ветер

Frost – мороз

6 working on grammar «suffix y» для образования прилагательного от существительного

Sun ----- sunny

Cloud ----- cloudy

Fog ----- foggy

Wind ----- windy

Frost ----- frosty

Storm ----- stormy

Rain ----- rainy

Snow ----- Snowy

7 Oral exercises

A) Reading and translating.

My name is Ann. My favorite season is autumn. The trees are brown, yellow and red. It's foggy, rainy and cloudy. Children go to school. We like to ride a bike on a warm autumn day.

It's winter now. Children like to play snowballs. The houses and trees are white. I don't like winter, because it's cold and snowy.

Then spring comes. It's warm and sunny. I like spring, because children play in the park. Birds come. The trees are green.

Summer comes. We swim in the river. It's hot. We listen to music, play computer games, read books or watch TV. I like to draw pictures."

b) You've listened to the text and now be ready to do the following task. Say true or false.

1. Ann likes autumn very much. **T**
2. Ann can ride a bike in winter. **F**
3. She likes winter. **F**
4. Ann doesn't like to draw pictures. **T**
5. The children play computer games, read books or watch TV in summer. **T**

8) Relaxation: the song "How is the weather"

9 works with poster the theme of our posters are 4 seasons

10) Put the extra word away and guess the season:

- a) Rain, foggy, yellow trees, snow, cloudy (autumn)
- b) Warm, green trees, first birds, May, New Year (spring)
- c) Snow, frost, flowers, skate, cold, January (winter)
- d) Sunny, July, snowman, swim, hot (summer)

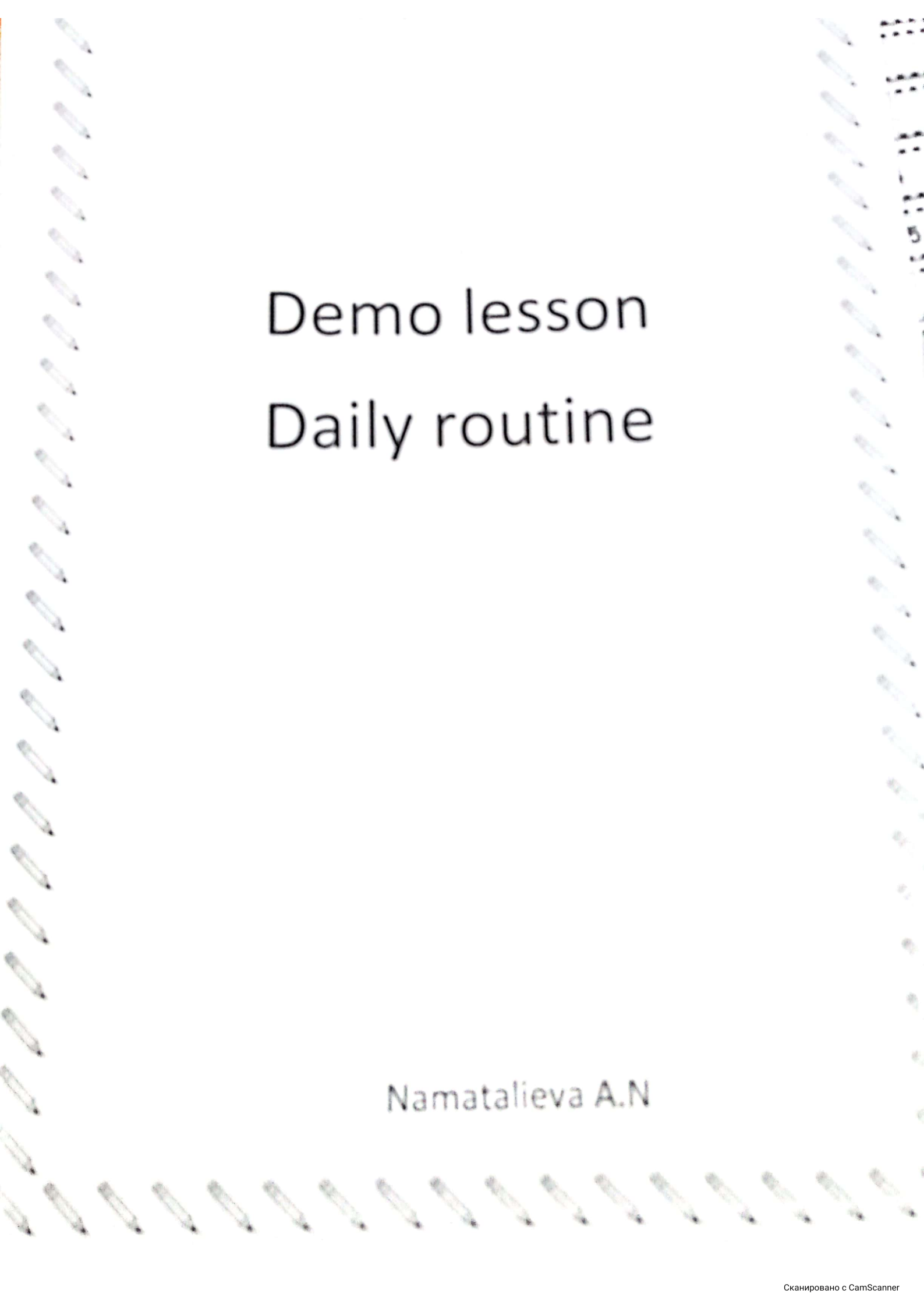
Giving home task ex:

Reflection of the lesson.

Assessment





A decorative border of small, light blue pencils is arranged in a circular pattern around the text. The pencils are oriented diagonally, with their tips pointing towards the center of the page.

Demo lesson

Daily routine

Namatalieva A.N

Grade	4 A			
Date	17.02.2022			
Principals signarture				

Theme of the lesson: Daily routine

Basic competence 1. Information competence- BC1 2. Social communicative-BC2 3. Social- organization and problem solving- BC3	Subject competence 1. Linguistic 2. Speech 3. Social-cultural	Assessments 1. Formative - pair assessment - self assessment - group assessment 2. Summative - control work - test
--	---	--

Objectives:

1. SWBAT name very common daily routine words
2. SWBAT make up sentences with daily routine words
3. SWBAT design their own days

Skills (L – S – R – W and critical thinking) <ul style="list-style-type: none"> • Listening • Speaking • Writing • Reading

Materials: books, copybooks, laptops, cards

	Stages	Teacher's activity	Students activity
1.	Organizing moment	Good morning/good afternoon! How are you today? Please get ready to the lesson What is the date today?	Students great the teacher and get ready to the lesson students tell the date
2.	Motivation Warm- up	Stand up, sit down, hand up, hand down Checking homework: 1) Teacher divide the class into 2-3 groups 2) Now unscramble the days of the week 3) Let's put the days of the week in order on the board	Students do the actions given by the teacher Students put the days of the week in correct order Students work in groups and find words

Video theme is Daily routine.
We will learn everyday actions in English.

Video with new words

Wake up

Get up

Brush my teeth

Wash my face

Have breakfast

Take a shower

Go to school

Have lunch

Help about the house

Play with friends

Do homework

Read a book

Go to bed

Students watch the video and repeat new words

Students write down new words to their copybooks

- Head, shoulders, knees and toes

Students sing a song

4. Practice

Exercise 2 a page 101
Teacher reads the verbs and explain the task

Students put the verbs and try to understand new phrases

Playing a guessing game with new words

Students divide into groups. One students from each group stands in front of groupmates and guess the word which they show by miming

5. Application

Matching worksheets. Teacher give the worksheets and explain the task

Students match the pictures with words.
Students find the correct word

6. Homework

To learn new words

The days of the week

1. Put the days of the week in the correct order.

FRIDAY
TUESDAY
MONDAY
SUNDAY
WEDNESDAY
SATURDAY
THURSDAY

1
2
3
4
5
6
7

A T S U Y D H R □ □ □ □ □ □ □ □

D N W E S E Y A D □ □ □ □ □ □ □ □

Y S D U A N □ □ □ □ □ □

Y A O M D N □ □ □ □ □ □

D Y A F I R □ □ □ □ □ □


T S A R U Y D A □ □ □ □ □ □ □ □

D E T U Y S A □ □ □ □ □ □ □ □

2. Unscramble the words.
(Drag and drop)

ROUTINES

1. Look at the following activities and match them to their names:



1.



- a.) take a shower
- b.) wake up

2.



- a.) take a shower
- b.) have breakfast

3.



- a.) brush my teeth
- b.) have lunch

4.



- a.) have dinner
- b.) wake up

5.




- a.) go to bed
- b.) have breakfast



Demo lesson

“DAYS OF THE WEEK”

4th grade



Done by: Baysynova Aida Baktybekovna

2022

Date: 16.02.2022
 Principals signature: [Signature]

Theme of the lesson: Demo lesson "Days of the week"

Basic competence 1. Information competence 2. Social communicative 3. Social-organization and problem solving	Subject competence 1. Linguistic 2. Speech 3. Social-cultural	Assessments 1. Formative - pair assessment - self assessment - group assessment 2. Summative - control work - test
---	---	--

Objectives: SWBA

- to identify the days of the week on a calendar
- to recite the days of the week in a correct order
- to write the days of the week

Skills: (L - S - R - W and critical thinking)

- Listening ✓
- Speaking ✓
- Writing ✓
- Reading ✓

Materials: board, chalk, student's book, cards, handouts, balloons.

	Stages	Teacher's activity	Students activity
1.	Organizing moment	Good morning/good afternoon! How are you today? Please get ready to the lesson	Students greet the teacher and get ready to the lesson
2.	Motivation Warm-up 8 min.	My dear students, do you like English lesson? Are you ready for the good job, today? So, at first, let's check your homework? Now I'll show you time you should say the time. What time is it?	Yes, we do (smile) Yes we are ready. Our homework was exercise 7. It's five o'clock. It's half past three.

Days of the Week

ysndua

Sunday

yamnod

Monday

ueytsda

Tuesday

sendywdda

Wednesday

yhtrdaus

Thursday

fairdy

Friday

trudaasy

Saturday

Days of the Week

ysndua

Sunday

yamnod

Monday

ueytsda

Tuesday

sendywdda

Wednesday

yhtrdaus

Thursday

fairdy

Friday

trudaasy

Saturday



Анализ

Х.Жээнбаев атындыгы мектеп-лицейинин 2022-жылдын 14-февралынан 19-февралына чейин

«Англис тили –эл аралык баарлашуунун тили» аттуу жумалыгына карата иш чаралар, залдарга

плакаттарды жана кулактандырууну илүү менен башталды.

Үчүнчү саатта чоң линейка өтүлдү, анда англис тилинин азыркы коомдогу ролу эң чоң экенин

айтылды. Линейкада боло турган иш чараларды түшүндүрүп айтты. Жумалыкты ачык деп

жарыялап жана ушул жуманын ичинде ачык сабактар өтүлөрүн белгилеп кетти. Жуманын аягына

чейин таланттуу окуучуларды тандоо : ыр боюнча , хор аткарган, бий, декламация, жанылмачтарды

көркөмдөп жана жакшы аткарган окуучуларды тандап, аларды боло

турган « American-English song contest-2022» аттуу конкурстка даярдануусу айтылды.

Бул жумалыкта ар бир англис тилин окуган класстар бул жумалыкта активдүү катышууну

суранды. Эң жакшы аткаруучуга, эң жакшы чыгарылган плакаттарга грамматалар, белектер

берилерин айтылды.

Х.Жээнбаев атындагы мектеп-лицейинин 18-февралында өтүлгөн конкурстагы иш

чаралар. Бул сынак англис тил жумалыгынын жыйынтыгы караты өткөлүлдү.

Темасы: American –English song contest -2022

Ачылышы: 12⁰⁰

Кыргыз Республикасынын гимни менен башталды. Мектептин метод бирикме завучу

Турусбекова Алмагүл жана тарбия завучу Мамбетбаев Максат өзүлөрүнүн куттуктоо

сөздөрүн айтышты.

Сценарий боюнча:

1.Саламдашуу

2.Флешмоб 8-а

3. Хор 5-г

4. «Shine bright like a diamond» Бакытбекова Акмарал,

5.Флешмоб 9-а

6.Head shoulders knees and toes. Хор 4-а,б

7. Yougone! 9-г Кыргызбаева Айпери,Жолочиева Айгерим

8. Sky full of stars 7-г Илима Курмановна

9.Флдешмоб 10-г

10.Жыйынтыктоо.

Бүгүнкү сынак англис тил жумалыгынын жыйынтыкталды. Сынактын аягында

топтун жетекчиси Керималиева Г. жана баардык англист ил мугалимдери өз куттуктоо

сөздөрүн айтып,балдардын эмгегин баалап,эн жакшы аткаруучуларга,жакшы

плакаттарга,жакшы бийге граммоталарды,белектерди тапшырышты.